

DESCRIPTIONS OF NEW SPECIES OF HAWAIIAN CRABS.

By MARY J. RATHBUN,

Second Assistant Curator, Division of Marine Invertebrates.

Mr. H. W. Henshaw, of Hilo, Hawaii, has from time to time sent crustaceans to the U. S. National Museum. Among them are two crabs which appear to be undescribed. The species of *Cyclograpsus* has since been taken also by Mr. R. C. McGregor.

The figures are drawn by Miss Sigrid Bentzon.

CYCLOGRAPSUS HENSHAWI, new species.

Carapace four-fifths as long as broad, sides subparallel for nearly three-fourths of their length. Surface almost smooth, punctate, the punctae coarse on the front, a few depressed granules in the antero-lateral region; cervical suture and gastro-cardiac suture faintly marked. Postero-lateral region crossed obliquely by broken granulated lines. Margin of front not visible in a dorsal view, straight, about three-eighths as wide as carapace, granulate. Lateral edges margined, granulate, and entire. Alcoholic specimens show six white spots on the anterior half of the carapace, one on either side of the gastric region just in front of the middle and two farther forward, arranged transversely nearer the lateral margin.




FIG. 1.—CYCLOGRAPSUS HENSHAWI, MALE, $\times 1\frac{1}{2}$.

Chelipeds subequal. Merus granulate on upper margin and sparingly so on outer surface; inner margin denticulate, usually furnished with a lobe on the distal half. Carpus for the most part smooth; inner margin and angle granulate. Hand and fingers smooth; fingers gaping, inner edges crenulate.

The ambulatory legs are a little rough. The merus joints are granulate on the anterior margin, the granules continued sparingly on the

upper surface. The anterior margin of the propodi is covered with short black bristles. The dactyli have six rows of the same, in which the spinules are almost hidden.

Dimensions.—Length of male 13.5 mm.; width 17 mm.; fronto-orbital width 11.7 mm.; width of front 6.2 mm. Length of largest male 16 mm.; width 19.5 mm.

Localities.—Hilo, Hawaii; H. W. Henshaw, collector (types, Cat. No. 22857). Kahului, Maui; R. C. McGregor, collector. Oahu, *Gala-thea* expedition; received from Copenhagen Museum, labeled "*C. cinereus* Dana."

This little crab is not rare in the Hawaiian Islands. It has been found by Mr. Henshaw under stones at high-water mark, associated with *C. granulatus* Dana, which may be distinguished by its arcuate side margins and the dense granulation of the anterior two-fifths of the carapace. *C. cinereus* Dana, of which there are specimens in the U. S. National Museum from San Lorenzo Island, Peru, has a narrower carapace, and the abdomen of the male wider and of a different form (see Dana's figure). The new species approaches nearest to *C. parvulus* de Man^a from Atjeh, but the front is wider in our species, the upper margin of the orbit is not directed backward, the merus of the maxilliped is longer, and the sixth segment of the abdomen of the male shorter.



FIG. 2.—CYCLOGRAPSUS
HENSHAWI, ABDOMEN
OF MALE, $\times 3\frac{1}{2}$.

OZIUS HAWAIIENSIS, new species.

Length of carapace four-sevenths of width. Carapace convex both in a longitudinal and transverse direction. A narrow depressed area extends around the front and antero-lateral region as far as the penultimate tooth. Surface irregularly punctate; the anterior third is roughened with depressed granules and irregular pits. The anterior part of the mesogastric region is very narrow and marked by deep grooves. There is a shallow gastro-cardiac suture; otherwise the boundaries of the regions are not indicated. On either side are two shallow pits disposed obliquely in front of the middle. The fronto-orbital width is three-sevenths of the entire width. The front is about as wide as the orbits, and so deflexed that its real margin is not visible in a dorsal view; the margin is four-lobed, the inner lobes larger than the outer and separated from each other by a deeper and narrower sinus than from the outer. The inner orbital tooth is well marked. Antero-lateral margin cut into four teeth; the first is almost obliterated in the adult, being merged with the orbital angle; its outer margin is longer than that of the second. The second and third are of equal length, the second most prominent.

^a Zool. Jahrb., Syst., IX, 1896, p. 350; 1898, pl. XXXII, fig. 42.

The subhepatic and subbranchial regions are roughened near the anterior and lateral margins of the carapace. A ridge runs from near the posterior end of the first antero-lateral tooth to the lower margin of the orbit.




FIG. 3.—*OZIUS HAWAIIENSIS*, FEMALE, $\times 1\frac{1}{2}$.

Chelipeds unequal (in the female). The merus has a subterminal notch on the upper margin. The outer surface of the carpus and upper surface of the manus are roughened with irregular and mostly transverse pits, the intervening ridges deeply punctate. The carpus has two blunt inner teeth, one below the other. The fingers are black, marked with a few slightly impressed lines of pits; the pollex is wider than the dactylus, which is considerably longer than the upper margin of the palm. The fingers of the larger hand gape a little; each has a larger tooth near the base. The ambulatory legs are sparsely hairy.




FIG. 4.—*OZIUS HAWAIIENSIS*, MARGIN OF FRONT, $\times 6\frac{1}{2}$.

Dimensions.—Length of female with ova 16 mm.; width 28 mm.; fronto-orbital width 12.5 mm.; width of front 6 mm.

Type locality.—Hilo, Hawaii, under stones at high-water mark; H. W. Henshaw, collector (Cat. No. 22852). Only females and young have been secured.

Ozius hawaiiensis differs from allied species, such as *O. verreauxi* Saussure and *O. truncatus* Milne Edwards, in lacking a sharp ridge on the carapace, extending obliquely inward and forward from the last or penultimate antero-lateral tooth.